



GENERIX GROUP WMS

EXTENDED PROFILE



OVERVIEW

Generix Group North America develops and implements supply chain optimization systems that enable warehouse and distribution center operators to achieve significant gains in quality and productivity metrics.

Generix Group North America's SOLOCHAIN platform delivers a Warehouse Management System (WMS), with an optional and fully native Manufacturing Execution System (MES), to implementation sites spanning the globe. It allows manufacturing, wholesale and logistics companies to optimize their operations with a scalable and easily adaptable platform, that integrates with a company's ERP, automation, and internal systems.


SOFTWARE SPECIFICATION

| | |
|---------------------------|-------------------|
| OVERVIEW | |
| PRODUCT NAME | Generix Group WMS |
| PLATFORM | |
| CLOUD | ✓ |
| INSTALLED | ✓ |
| BUSINESS SECTOR | |
| 3PL | ✓ |
| MANUFACTURING | ✓ |
| RETAIL | ✓ |
| WHOLESALE | ✓ |
| SOFTWARE FEATURES | |
| BARCODING/SERIAL TRACKING | ✓ |
| BILLING | ✗ |
| CROSS DOCKING | ✓ |
| FORECASTING | ✓ |
| | ✓ |

| | |
|-----------------------------|---|
| INVENTORY MANAGEMENT | |
| KITTING | ✓ |
| ORDER MANAGEMENT | ✓ |
| PART TRACKING | ✓ |
| PICKING & PACKING | ✓ |
| PRODUCT ROTATION/SHELF LIFE | ✓ |
| PURCHASING | ✗ |
| REAL-TIME DATA | ✓ |
| RECEIVING & PUTAWAY | ✓ |
| REPORTING & ANALYTICS | ✓ |
| RETURNS/RECALLS | ✓ |
| SHIPPING MANAGEMENT | ✓ |
| STAGING | ✓ |
| THIRD PARTY PLUGINS | ✓ |
| WAREHOUSE MAP | ✓ |
| WIRELESS WAREHOUSE | ✓ |
| WORKFORCE/LOAD MANAGEMENT | ✓ |
| YARD MANAGEMENT | ✓ |
| MOBILE | |
| ANDROID APP | ✗ |
| | ✗ |

| | |
|--------------------------|------------------|
| IOS APP | |
| OTHER CAPABILITIES | ✓ |
| CUSTOMER SIZE | |
| SMALL | ✓ |
| MEDIUM | ✓ |
| ENTERPRISE | ✓ |
| OTHER FEATURES | |
| MULTI WAREHOUSE | ✓ |
| MULTI CURRENCY | ✗ |
| CUSTOMIZABLE | ✗ |
| FURTHER INFORMATION | |
| IMPLEMENTATION TIMEFRAME | 24 weeks |
| PRICING | \$200 user/month |


SOFTWARE SCREENSHOTS













Quick Links 

Network | Inventory | Inbound | Warehousing | Manufacturing | Outbound | Billing | Utilities

Sites ▾ | Zones ▾ | Locations ▾ | Work Centers ▾ | Equipments ▾ | Containers ▾

Process Usage Flow

Receiving 

| 1. | 2. | 3. | 4. | 5. | 6. |
|--|---|--|--|--|---|
|  |  |  |  |  |  |
| <p>At this step you scan the bar code (Alias) of the receiving area where you are working.</p> | <p>At this step, you select the type of document you are receiving by clicking on the name of the document or by entering the document type number.</p> | <p>At this step you enter the number of the document you are receiving.</p> | <p>At this step, you select a RCLH to continue receiving or create a new receiving document.</p> | <p>At this step you press enter to confirm the information or select the information to modify if needed</p> | <p>At this step, you enter the bol number of the receiving.</p> |
|  |  |  |  |  |  |

