




ENTERPRYZE

EXTENDED PROFILE



OVERVIEW

Maximize your margins with the number 1 inventory platform for SMEs. The easy-to-use, powerful, cloud platform helps you manage your stock, customers & suppliers all in one solution. Stop running your business with basic accounting and spreadsheets.

Get an all-in-one cloud software with CRM, service, accounting, and banking to streamline your business activities. Enterpryze is a revolutionary platform for growing SMEs looking to modernize and simplify business processes. They help SMEs by providing a fully integrated business management system (inventory, finance, sales, CRM, stock management, manufacturing, distribution, scheduling, expenses, reporting, services, etc.) securely in the cloud.




SOFTWARE SPECIFICATION

OVERVIEW	
PRODUCT NAME	Enterpryze
PLATFORM	
CLOUD	✓
INSTALLED	✗
BUSINESS SECTOR	
3PL	✗
MANUFACTURING	✓
RETAIL	✗
WHOLESALE	✗
SOFTWARE FEATURES	

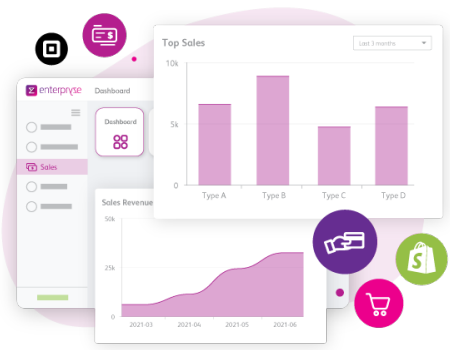
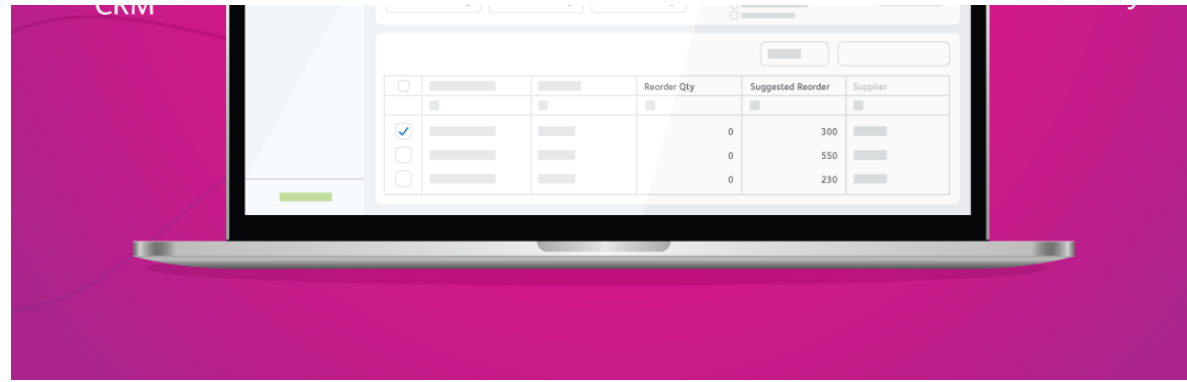
BARCODING/SERIAL TRACKING	✓
BILLING	✗
CROSS DOCKING	✗
FORECASTING	✓
INVENTORY MANAGEMENT	✓
KITTING	✗
ORDER MANAGEMENT	✗
PART TRACKING	✗
PICKING & PACKING	✗
PRODUCT ROTATION/SHELF LIFE	✗
PURCHASING	✓
REAL-TIME DATA	✓
RECEIVING & PUTAWAY	✗
REPORTING & ANALYTICS	✗
RETURNS/RECALLS	✗
SHIPPING MANAGEMENT	✗
STAGING	✗
THIRD PARTY PLUGINS	✗
WAREHOUSE MAP	✗
WIRELESS WAREHOUSE	✗

WORKFORCE/LOAD MANAGEMENT	✗
YARD MANAGEMENT	✗
MOBILE	
ANDROID APP	✓
IOS APP	✓
OTHER CAPABILITIES	✓
CUSTOMER SIZE	
SMALL	✓
MEDIUM	✓
ENTERPRISE	✓
OTHER FEATURES	
MULTI WAREHOUSE	✓
MULTI CURRENCY	✓
CUSTOMIZABLE	✗
FURTHER INFORMATION	



SOFTWARE SCREENSHOTS

A large graphic with a purple-to-pink gradient background. At the top center is the 'enterprise' logo. Below it are five circular icons connected by dotted lines: a piggy bank for 'Accounting', a line graph for 'Reporting & Automation', a storefront for 'Ecommerce', a shopping bag for 'Inventory', and a globe for 'CRM'. At the bottom center is a laptop displaying a software interface. The interface has a header with the 'enterprise' logo and 'Item Reordering'. Below the header is a navigation bar with icons for 'Orders', 'Item Reordering', and 'Inventory'. The main content area is titled 'New Item Reordering' and includes a search bar, a 'Cancel' button, and a 'Create Order' button. The interface also shows a sidebar with a 'Purchasing' menu item and a bottom section with 'Apply Filters'.



The banking dashboard features several key sections:

- Bank Transactions:** A list of transactions with columns for account, type, amount, and date.
- Bank Balance:** A line chart showing the balance over time, with a current balance of SGD 149,237,405.81.
- Bank Reports:** A section for generating reports, currently showing a loading state.
- Average Exchange Rate:** A table showing rates for various currencies.

The sales dashboard provides a holistic view of sales performance:

- Sales Revenue:** A line chart showing revenue over time, with a peak in May.
- Sales KPI:** A summary of key performance indicators, including total sales of 74,716,871.00 SGD.
- Sales by product group:** A bar chart showing sales across different product categories.
- My activities:** A section for tracking user activities, with a notification: "You have no activities today."